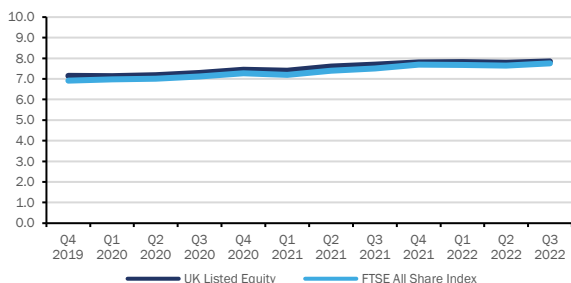


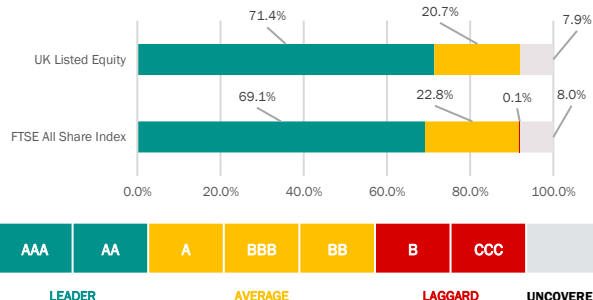


	Q3 2022 Position ¹			Key
	MSCI ESG Rating	Weighted ESG Score	vs. Benchmark	
UK Listed Equity	AAA ¹	7.9 ¹		Fund has an equal or better <i>Weighted ESG Score</i> than the benchmark.
FTSE All Share Index	AAA ¹	7.8 ¹		Fund has a <i>Weighted ESG Score</i> within 0.5 of the benchmark.
				Fund has a <i>Weighted ESG Score</i> more than 0.5 below the benchmark.

MSCI Weighted Score Trend¹



MSCI ESG Weightings Distribution¹



Highest ESG Rated Issuers ¹				Lowest ESG Rated Issuers ¹			
	% Portfolio Weight	% Relative Weight	MSCI Rating		% Portfolio Weight	% Relative Weight	MSCI Rating
Diageo	4.4%	+0.3%	AAA ¹	TP ICAP	0.4%	+0.3%	BB ¹
Relx	2.3%	+0.3%	AAA ¹	British American Tobacco	3.1%	-0.3%	BBB ¹
National Grid	1.9%	+0.3%	AAA ¹	Glencore	2.1%	-0.8%	BBB ¹
CRH	1.2%	+0.2%	AAA ¹	Smith & Nephew	0.6%	+0.2%	BBB ¹
Legal & General Group	0.7%	+0.1%	AAA ¹	Fresnillo	0.3%	+0.3%	BBB ¹

Quarterly ESG Commentary

- The ESG Weighted score remained consistent in the quarter, retaining its 'AAA' Rating and slightly above the benchmark. This is due to the Fund holding a higher weighting of companies considered to be 'Leaders' and no 'Laggards'.
- The Fund is generally underweight the lowest ESG rated companies relative to the benchmark.

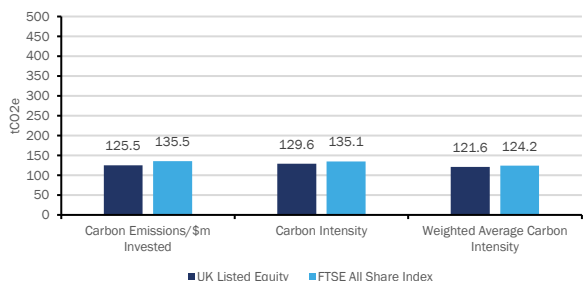
Feature Stock: TP ICAP

TP ICAP Group plc is a leading electronic market infrastructure and information provider. It offers intermediary services, contextual insight, trade execution, pre-trade / settlement services, data-led solutions. The Company's main business divisions include Global Broking, Energy & Commodities, Agency Execution and Parameta Solutions. TP ICAP is a market leader in the inter-dealer broker (IDB) market with 40% of the market share and operates in 26 countries with 2,500 brokers. The group strategy is to diversify away from the core money broking business, which is a mature market, by developing digital assets, data solutions, electronic trading and liquidity pools. The Company scores well on 'Governance' with strong ethics controls in place to prevent excessive risk taking and potential malpractice. As the business model moves from voice trading to electronic trading this oversight can be strengthened further.

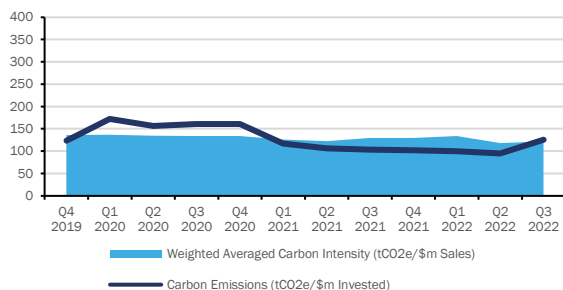
TP ICAP is rated BB ("Average") by MSCI. However, the Company lacks a peer group that is directly comparable. This means that any metric that relies on relative scoring may be misleading. For example, MSCI rates TP ICAP lower on initiatives for ESG / sustainable investing relative to peers. However, many of these initiatives are more applicable to banks and financial institutions. TP ICAP's initiatives in carbon credits, renewable energy certificate markets, climate indices and weather derivatives have grown from a low relative base alongside underlying market development. The Company has benefited from a low attrition and staff turnover rate, this has meant that the Company scores lower on 'diversity' and 'human capital development' relative to its peers. However, the Company has set improvement targets and remains in line to meet them.



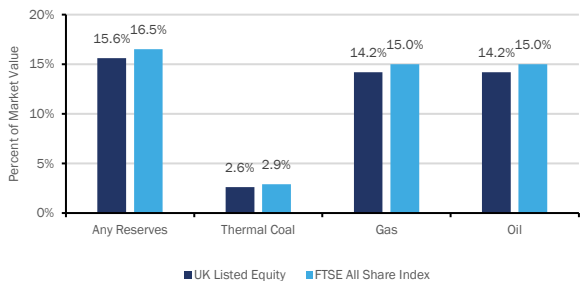
Carbon Emissions and Intensity¹



Weighted Average Carbon Intensity Trend¹



Weight of Holdings Owning Fossil Fuel Reserves¹



Availability of Carbon Emissions Data (% of Market Value)¹



Largest Contributors to Weighted Average Carbon Intensity¹

Company	% Portfolio Weight	% Relative Weight	Contribution	CA100+	TPI Level
Shell	7.5%	+0.4%	29.1% ¹	Yes	4
CRH	1.2%	+0.2%	12.8% ¹	Yes	4
Rio Tinto	2.1%	-0.3%	9.4% ¹	Yes	4
BP	2.0%	+0.3%	7.7% ¹	Yes	4*
National Grid	2.9%	-0.4%	5.6% ¹	Yes	4

Quarterly Carbon Commentary

- The Fund is currently below the benchmark for carbon emissions, carbon intensity and weighted average carbon intensity (WACI).
- Carbon emissions increased in the quarter mainly driven by a slightly increased weighting to Shell and BP, and BP reporting higher annual emissions. WACI and carbon intensity remained stable in the quarter.

Feature Stock: Rio Tinto

Rio Tinto plc is an international mining company. The Company has interests in mining for aluminium, borax, coal, copper, gold, iron ore, lead, silver, tin, uranium, zinc, titanium dioxide feedstock, diamonds, talc and zircon.

Rio Tinto is a significant emitter of carbon with scope 1 and 2 emissions of 31.1mt in 2021, the majority of this derived from the Aluminium business. Aluminium is an essential metal for the low-carbon transition used in lowering carbon emissions from vehicles, aircraft and other carbon producers where weight is a factor. Currently the industrial process taking the bauxite raw material and smelting into pure aluminium takes an enormous amount of electricity and thus the carbon footprint of production is poor. However, this is being mitigated by the utilisation of low carbon energy in the smelting process and Rio Tinto now sources 75% of its power from renewable sources such as hydro, wind, and solar.

In 2020, it set a target to reduce scope 1 and 2 carbon emission intensity by 30% by 2030 (using 2018 as a baseline) and this has now been increased to 50%. The company will invest \$7.5bn in carbon reduction between 2022 and 2030 to achieve this goal. Rio Tinto has a net zero target across all operations by 2050.

¹Source: MSCI ESG Research 30/09/2022

Issuers Not Covered ¹

Reason	ESG (%)	Carbon (%)
Company not covered	0.8%	0.0%
Investment Trust/ Funds	7.1%	7.1%

¹Source: MSCI ESG Research 30/09/2022

Important Information

The material in this report has been prepared by Border to Coast Pensions Partnership Limited (“Border to Coast”) and is designed for the use of professional investors and provides investor information about this fund. The MSCI ESG Fund Ratings and material in this document are for information purposes only and should not be considered as investment advice or a recommendation of any particular security, strategy, or investment product. There is no assurance that any socially responsible investing strategy and techniques employed will be successful. Past performance is not a guarantee or reliable indicator of future results. The value of an investment and any income taken from it is not guaranteed and can go down as well as up; you may not get back the amount you originally invested. Border to Coast accepts no liability for any loss or damage arising from any use of, or reliance on, any information provided in this document. Border to Coast Pensions Partnership Ltd is authorised and regulated by the Financial Conduct Authority (FRN 800511).

Although Border to Coast information providers, including without limitation, MSCI ESG Research LLC and its affiliates (the “ESG Parties”), obtain information (the “Information”) from sources they consider reliable, none of the ESG Parties warrants or guarantees the originality, accuracy and/or completeness, of any data herein and expressly disclaim all express or implied warranties, including those of merchantability and fitness for a particular purpose. The Information may only be used for your internal use*, may not be reproduced or re-disseminated in any form and may not be used as a basis for, or a component of, any financial instruments or products or indices. Further, none of the Information can in and of itself be used to determine which securities to buy or sell or when to buy or sell them. None of the ESG Parties shall have any liability for any errors or omissions in connection with any data herein, or any liability for any direct, indirect, special, punitive, consequential or any other damages (including lost profits) even if notified of the possibility of such damages.

* In accordance with the licence agreement between Border to Coast and MSCI

This page is intentionally left blank